



**ONE STOP**  
DOOR SHOP



## AB-38 SLIMLINE BIFOLD



### FEATURES

- » Attractive, slim profiles offer minimal sightlines and maximise glass area
- » Thermally insulated system with outstanding U-Values
- » Quadruple locking of the intermediate vents, an innovation for enhanced security and better windload resistance.
- » Heavy duty quadruple stainless steel rollers, that contribute to smooth sliding on the bottom rail
- » Two threshold options available - rebated or level threshold
- » Adjustable jambs for easier sash alignment

### APPLICATION

- Residential «
- Retail/commercial «
- Hospitality «

### Technical Performance

<b>Finish</b>	Marine quality polyester powder coat as standard*
<b>U Value</b>	1.1 W/m <sup>2</sup> K (When using a 0.6 W/m <sup>2</sup> K centre pane)
<b>Air</b>	Class 3, 600Pa
<b>Water</b>	Class 8A, 450Pa
<b>Wind</b>	Class 2, 800Pa
<b>Glazing</b>	Thickness 28mm to 44mm

**Max Width**  
1300mm

**Max Height**  
3000mm

**Max Sash Wt**  
140kg

**U Value**  
1.1W/m<sup>2</sup>k

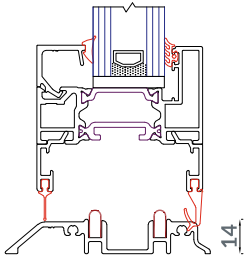
**Sight Line**  
88mm

**Wind**  
800Pa

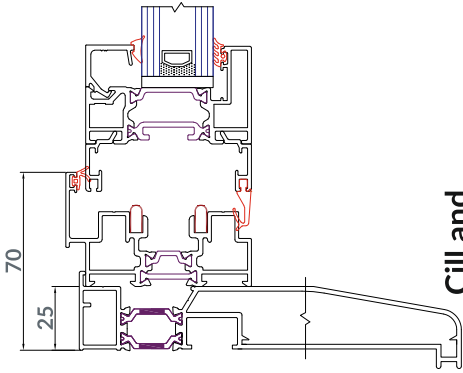
**Air**  
600Pa

**Water**  
450Pa

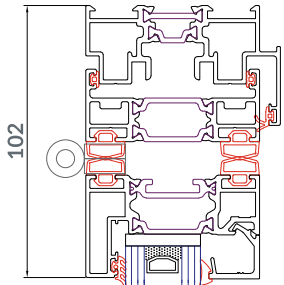
# CROSS SECTION DRAWINGS



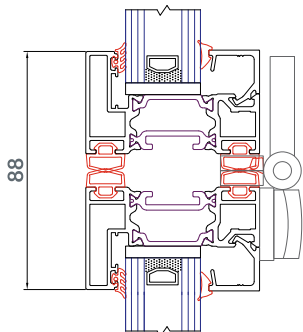
Level threshold detail



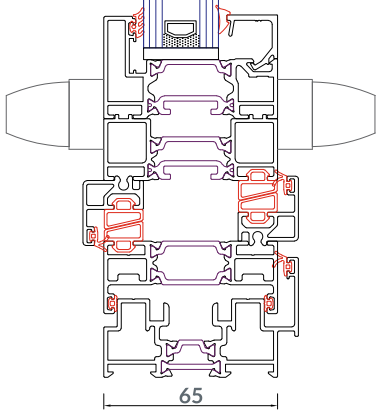
Cill and threshold detail



Frame and sash detail

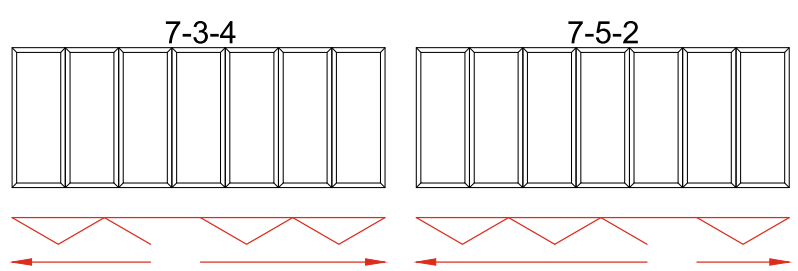
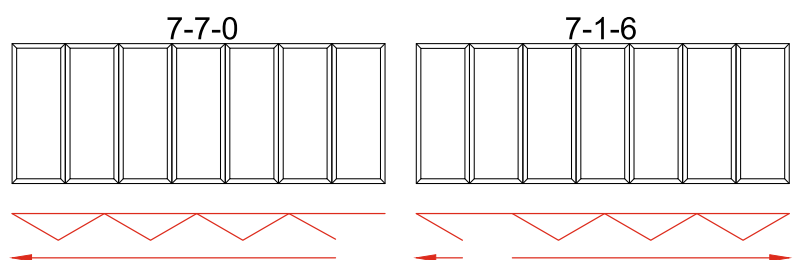
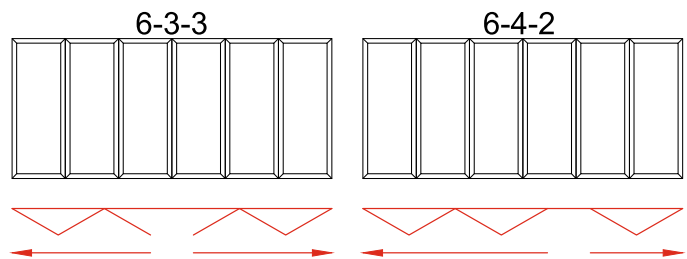
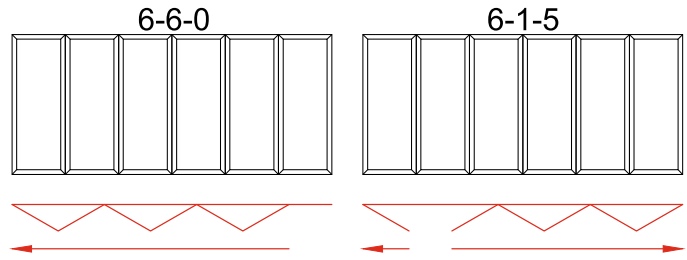
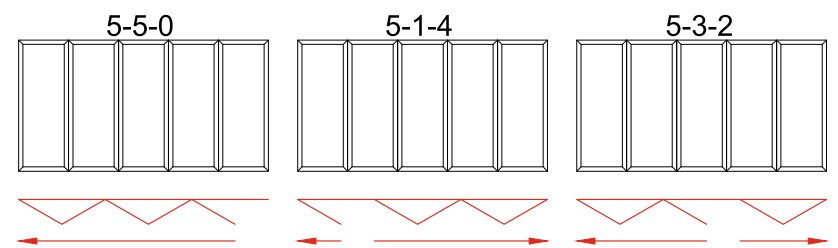
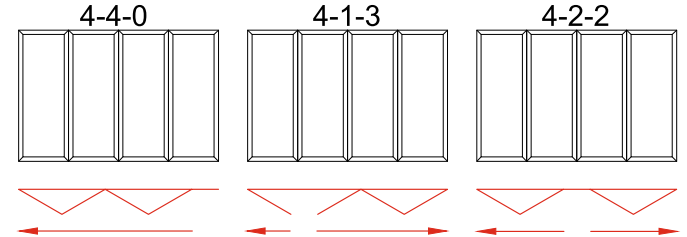
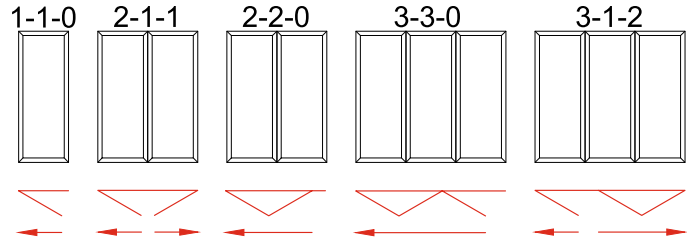


Sash detail



Lock detail

# CONFIGURATIONS



Other configurations available upon request



020 8050 6542



sales@onestopdoor.shop



07511 865948



www.onestopdoor.shop

**One Stop Door Shop Ltd**

Unit 8 Byfleet Industrial Estate

Old's Approach, Watford,

WD18 9TS